

VOLUMETRIC AUTOMATIC DIVIDER

Model DAM 1 piston

USE

Division and automatic dough weighing for bread and baguettes (volumetric system)

CAPACITY

**Speed from 1 100 up to 2 400 pieces per hour.
Divided doughballs from 100 g (3.5 oz) up to
1 000g (2.2 lb) (*).**

(* Standard information that change according to the dough nature.

FEATURES

Model	Diameter of the piston	Dough ball's minimum weight(*)	Dough ball's maximum weight(*)
DAM 80	80 cm (31.49 inch)	30 gr (1.05 oz)	300 gr (10.58 oz)
DAM 110	110 cm (43.30 inch)	60 gr (2.1 oz)	600 gr (21.16 oz)
DAM 120	120 cm (47.24 inch)	100 gr (3.52 oz)	1 000 gr (35.27 oz)

Integrated rounding system on the discharge belt.

It enables to shape doughballs before loading them into an intermediate proofer.

An economic option that requires less surface area than the combination of a divider and a rounder.

Oil filtering system.

Automatic closed-circuit lubrication of the mechanisms with a recycling process after filtering. As a consequence : low oil consumption.

Very low profile machine :

Easy loading in the hopper and it avoids purchasing an elevator tank.



Mechanical and disengageable flour device

Prevents the dough balls from sticking together before loading them into the intermediate proofer.

Stainless rilsan hopper holding 160 kgs (352 lb) of dough with lid.

Machine on castors :

It enables to move quickly and easily the machine with a little effort.

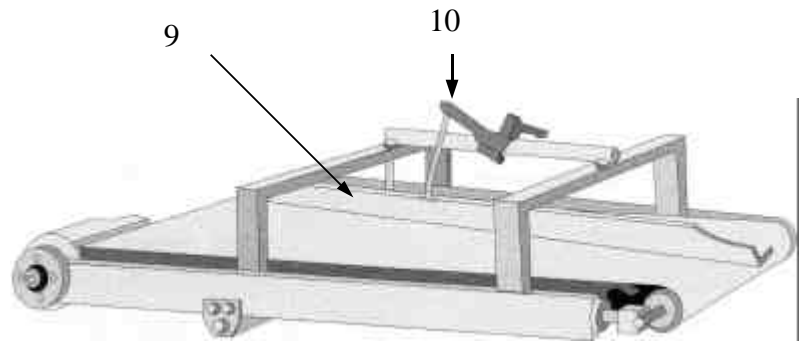
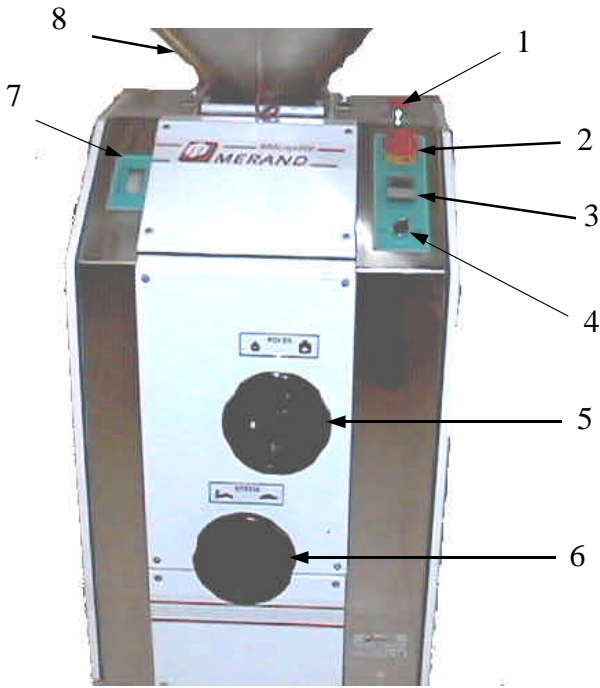
Digital doughball counter.

The machine stops automatically when it reaches the pre-selected piece count.


ACCESSORIES - OPTIONS

- A 100 kg (220 lb) of dough hopper.

PRESENTATION



OVERALL DIMENSIONS



- 1—Emergency stop button.
- 2—On/Off Switch.
- 3—Digital dough ball counter.
- 4—Flour device disengagement .
- 5—Weight hand wheel adjuster .
- 6—Speed hand wheel adjuster.
- 7—Selected weight display panel.
- 8—Hopper.
- 9—Rounder on a discharge belt.
- 10—Rounding adjustment handle.

WEIGHT AND PACKAGING DIMENSIONS

Net weight: 650 kg (1 430 lb)

Packaging on slatted outer carton pallet two way:

Gross weight: 700 kg (1 540 lb)

Dimensions (Length X Width X Height):

1,00m X 2,00m X 1,50m (3,28 f X 6.56f X 4.92f.)

Packaging on slatted wood box pallet two way():*

Gross weight: 750 kg (1 650 lb)

Dimensions (Length X Width X Height):

1,00m X 0,70m X 1,25m (3.28 f X 2.29 f X 4.10 f)

(*) Maritime full Box, non- treated wood

HYGIENE — SECURITY

The DAM volumetric automatic divider is in accordance:

- with 89/392 EEC, the directive on hatches.
- with the labour regulations.

ELECTRIC SPECIFICATIONS

- 380 Volts / 50 Hz / 2,25 Kw / 7,0 A
- 380 Volts / 60 Hz / 2,25 Kw / 7,0 A
- 220 Volts / 50 Hz / 2,25 Kw / 7,0 A
- 220 Volts / 60 Hz / 2,25 Kw / 7,0 A

Power supply: cable of 3 m(9.84 f.) with plug SORTING + T + N



Distributed by :